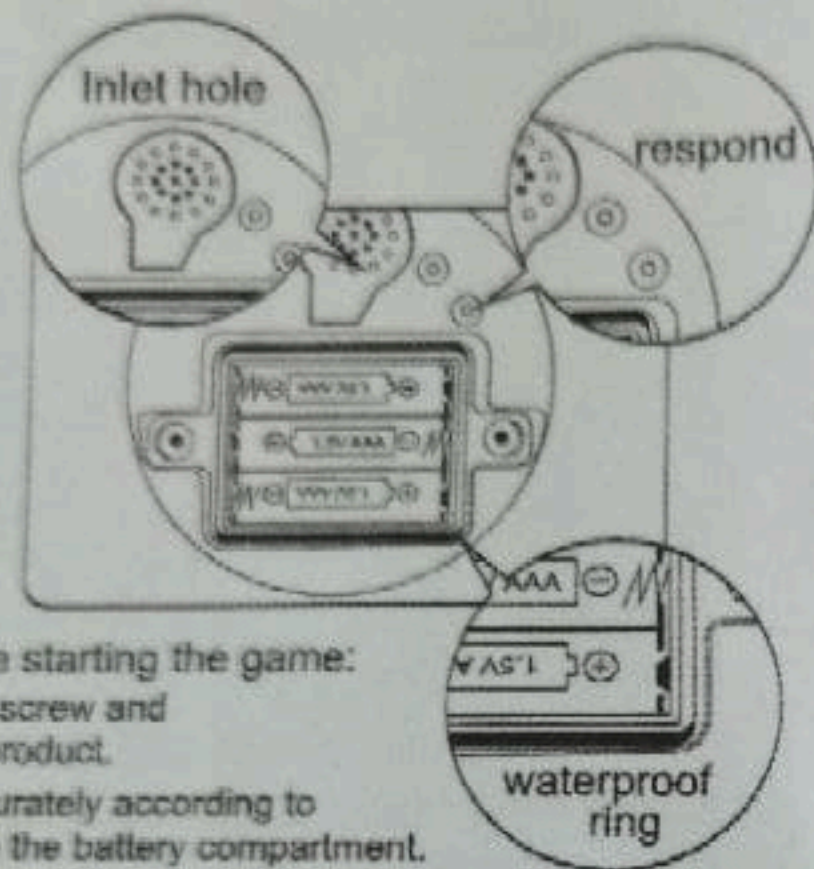
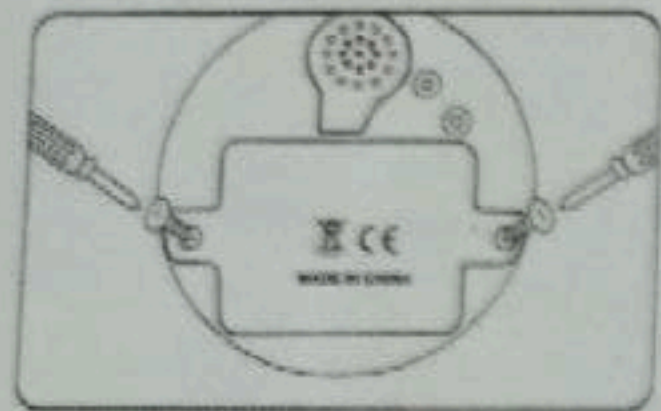


WATER SPRAY INSTRUCTION MANUAL


1. Battery operation:



Adults must install new batteries before starting the game:

1. Use a Phillips screwdriver to remove the screw and battery cover at the bottom of the spray product.
2. Use 3 new 1.5V AAA batteries. Install accurately according to the positive and negative poles marked in the battery compartment.
3. Close the battery cover and tighten the 2 screws to ensure that the battery cover does not leak.
4. After the product is used, remove the battery and tighten the 2 screws.

2. Product Features:



Important: Before you start playing with water, please cover the surrounding area to prevent possible Cause damage.

After entering the water, the electric induction spray water ball, the sensing point contacts the water, and sprays water by itself.

The picture is for reference only, please refer to the actual product

Cleaning instructions

1. Use a screwdriver to remove the screw and battery cover at the bottom of the base. When cleaning, please remove the battery to prevent the product from starting.
2. If it is necessary to clean the inside of the pump, use a cotton swab and a mild detergent. After cleaning, the interior is cleaned and the toy is thoroughly dried.
3. Close the pump cover and tighten the screws.
4. Close the battery compartment cover and tighten the screws securely to ensure that the battery compartment cover is not dripping.



Warning

It must be supervised by an adult. To prevent drowning, children should not be left unattended when they are in the water or at the water's edge.

Keep your long hair away from the product during play.

Do not let children play with water near any power source or equipment.

When removing the water spray from the water, do not leave it near any power source or equipment.

Important hint

This spray product can only be used with clean water or water with commercial standard bath additives.

Before storing this product, dry it with a towel and dry it in a well-ventilated place. If moisture still exists in the battery case, dry it with a towel.

When the water spray product is picked up and the rubber switch is no longer sprayed onto the water, the water spray will stop.

Note: If the water spray does not stop, rinse the bottom of the product with clean water and dry the rubber switch.

Battery safety instructions

The rechargeable battery must be charged under the supervision of an adult. Only use 3 x 1.5 AAA batteries.

Old and new batteries cannot be mixed.

The battery must be installed correctly. Follow the instructions of the toy and battery manufacturer.

The battery should be removed from the toy after it has been exhausted.

Dispose of used batteries properly: Do not calcine or bury.

Do not charge the non-rechargeable battery.

Recharge the rechargeable battery from the toy before charging.

The battery must be removed under the supervision of an adult and the rechargeable battery charged.

Avoid short circuit at the power supply.

Before storing this product, the battery should be removed to ensure long-term storage.

"Love the environment together"



No old electricity. The pool is treated as household waste. Put the old battery into the designated recycling facility.