

迷你扫地机说明书

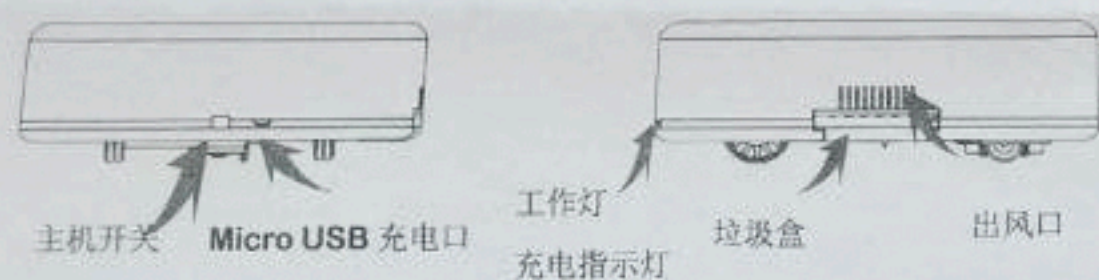
MINI Cleaner Instructions

非常感谢你选用我们的产品。使用前请仔细阅读产品使用指南中的说明。并严格遵照执行。以达到最佳的清扫效果及延长使用寿命。你有什么意见和建议请跟我们联系，我们将热情、快捷的为你服务。

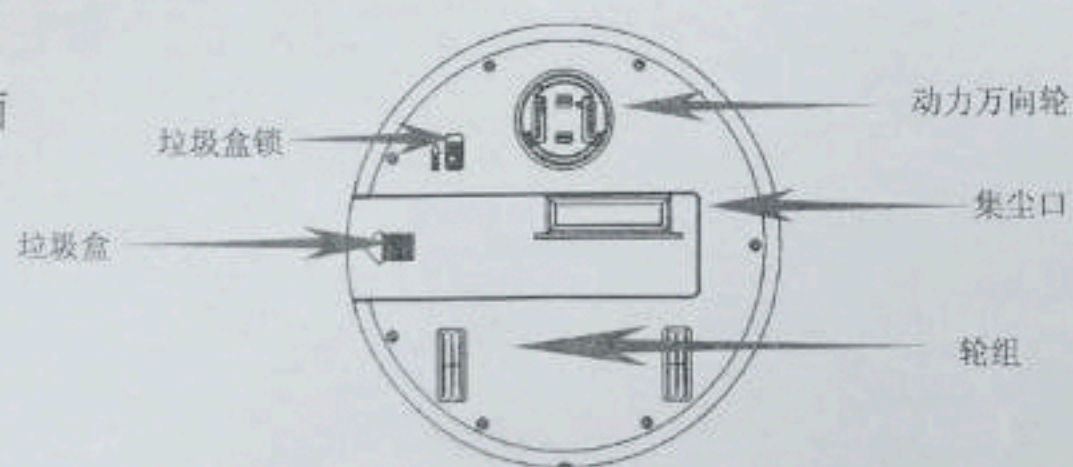
Thank you very much for your choice of our products. Please read the instructions in the guide carefully before using them. And follow them strictly to achieve the best cleaning effect and prolong the service life. Please contact me if you have any comments or suggestions. We're in touch. We will serve you warmly and quickly..

主机结构图:

主机侧面



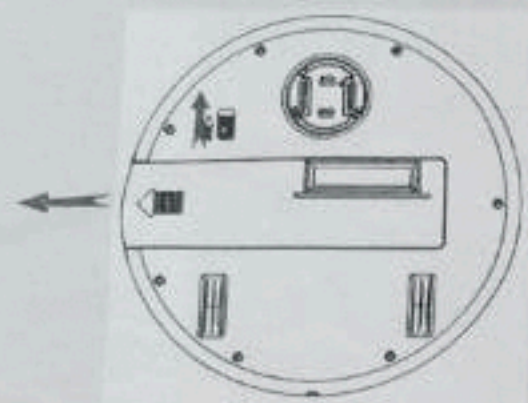
底面



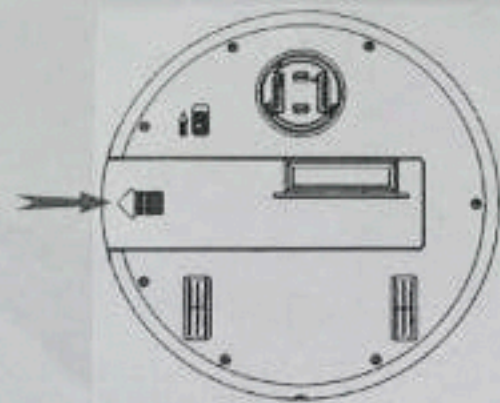
注意事项

本机器仪作为清扫吸尘工具，如超出本指南中的说明而作他用，我们不承担由此造

垃圾盒操作:



向外推出垃圾盒保险锁再向外推出垃圾盒



向内推进垃圾盒



↑ 轻轻翘起 4 个锁扣向上打开上盖。定期清理垃圾盒内的垃圾，以防垃圾过多影响吸尘效果。

技术参数 Technical Parameters

品名/Product: 迷你扫地机-
颜色/Colour: 黑色-Main Color Black
机壳原料/Casing Material: ABS
供电方式 /Power Supply: USB/Li-ion18650
产品净重/N . W: 390g
产品尺寸/Item Size: 200x200x70mm
包装尺寸/Packing Size: 215x215x75mm

型号/Model: DF611
输入电压/Input Voltage: DC 5V
输入电流 /Input Current: 0.5~1A
额定功率/Output Power: 4W
产品毛重/G . W: 500g

警告:

- 1.为安全起见，本产品需由身心健康者及 14 周岁以上经验者操作。
- 2.本产品并不防水，切勿让产品接触任何液体及浅水，远离火热源。
- 3.严禁在无防护栏的悬空环境使用，如天台，楼梯，复式房屋等。
- 4.当产品在工作时，请照看好你的家人及宠物，防止发生跌拌、踩踏等伤害。
- 5.产品采用万向设计，当遇到前方障碍时，扫地机会改变转向方向。
- 6.供电方式为 3.6V 18650 的锂电池，安装时必须正负极提示，却勿安装错误。
- 7.产品输入电压为 DC5V 0.5A-1A 切勿使用较高的电压的充电适配器。
- 8.充电指示红灯熄灭时请停止充电，防止过充，影响使用寿命，发生意外。

成的任何损害责任。

范围：本机器仅限于室内使用，主要适用于干燥平坦地面。如地板，瓷砖，胶砖等。不适用于潮湿或存放易燃体的环境，室外商场及工作场所，极热或极冷的环境。禁止用于瓶、玻璃、尖锐物体及水之类的湿润的液体。

Matters need Attention:

We are not responsible for any damage caused by this machine only as a cleaning and vacuuming tool, which is used beyond the instructions in this guide.

Scope: This machine is limited to indoor use and is mainly suitable for dry and flat ground, such as floor, tile, rubber brick and so on.

Do not apply to wet or flammable body environment, an outdoor mall and the workplace, hot or cold environment.

It is forbidden to use wet liquids such as bottles, glass, sharp objects and water.

操作方式:

开关方式: 按一下主机开关，扫地机进入工作模式工作灯亮起。再按一下主机开关，关闭扫地机。

充电方式: 把 USB 线的 Micro USB 头连接到扫地机的充电口,把 USB 头连接到转换器进行充电。

充电状态: 充电指示灯红灯亮起表示正在充电，熄灭表示充电完成，一般充电时间大约 4 个小时。

Operation mode :

Switch mode : Press the host switch , and the sweeper enters the working mode working lamp to light up . Press the host switch again and turn off the sweeper .

Charging mode : Connect the Micro USB head of the USB cable to the charging port of the sweeper and connect the USB head to the converter for charging .

Charge Status : The charging indicator light is on , indicating that the charging is being charged and the OFF indicates that the charging is complete and the general charging time is about 4 hours .

9.如产品出现异常现象，如异味，冒烟，不正常声响，过度发热。请立即停止使用。

Warning:

1. For safety reasons, this product should be operated by people with physical and mental health and over 14 years of age.
2. This product is not waterproof, do not let the product contact any liquid and shallow water, away from the source of fire.
3. It is forbidden to use in the suspended environment, such as rooftop, staircase, duplex house and so on.
4. When the product is at work, please take care of your family and pets to prevent falling, stampede and other injuries.
5. The product uses universal design, when encountered in front of obstacles, the opportunity to change direction.
6. Lithium batteries with a power supply of 3.6 V 18650 must be installed with positive and negative prompts, but no installation errors.
7. Product input voltage DC5V 0.5A 1A do not use higher voltage charging adapters.
8. Stop charging when the red light goes out, prevent overcharge, affect service life and accident.
9. If the product appears abnormal phenomena, such as odour, smoke, abnormal noise, excessive fever. Please stop using immediately.